

EXPRESSIONS

SIMPLY GRAND

UNIT - 47

WHITEHAVEN END

Move In Ready in 30 Days

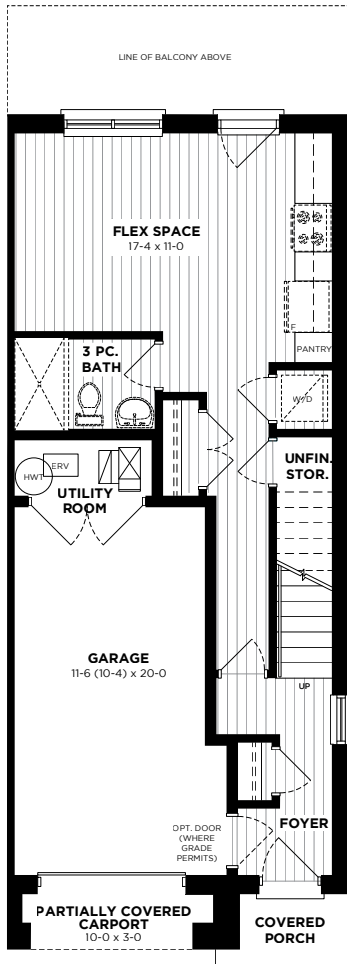


3 3.5 2,080 SQ.FT.

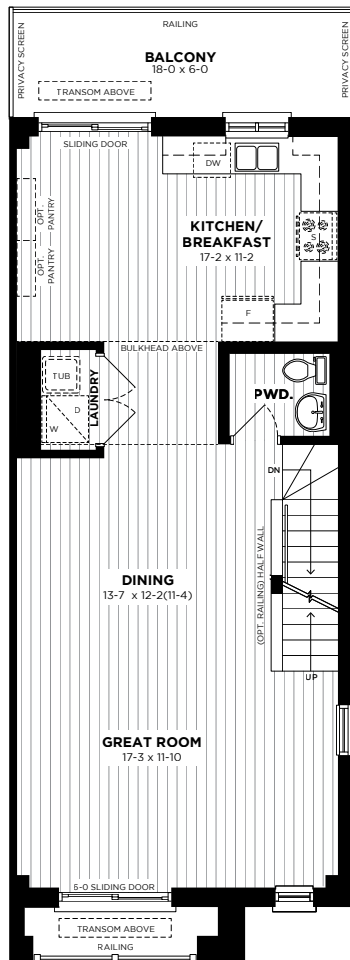
DESIGNER UPGRADES

- Ground level flex-space floorplan
- Garage Man Door
- Home monitor package
- Pot-lights in Great Room
- Rough-in water line to refrigerator
- Ensuite Shower includes tiled walls with acrylic base with sliding glass door
- Quartz in Kitchen with under-mount sink
- Upgraded plumbing package throughout
- Vinyl plank flooring throughout Ground and Main Floor
- Kitchen includes Extended height upper cabinet in Kitchen, and Fridge build out
- Black keyless entry set
- Modern Farmhouse interior trim
- Air Conditioner

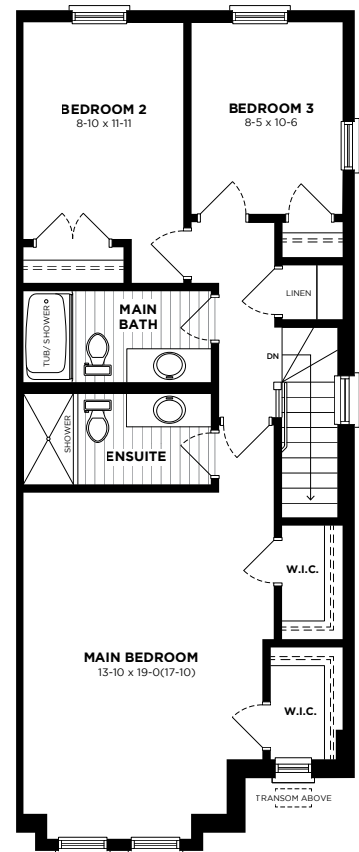
GROUND FLOOR



MAIN FLOOR



SECOND FLOOR



Artist's concept only. Construction of dwelling may not be exactly as shown. Some features shown may be optional extras at additional cost. Exterior elevations, renderings or sketches are subject to architectural controls, the availability of materials to the vendor during the construction of the dwelling, and site conditions. Some windows shown on side elevations may not be available due to the applicable side yard setback. Accordingly, all details, dimensions, treatments, specifications and features shown may be changed by the vendor, the municipality, the developer or the vendor's control architect, in their sole and unfettered discretion at any time without notice. Traditional Floorplans are shown. Dimensions, Specifications, layouts, window sizes are approximate only, these items may vary, and are subject to change as provided in the Agreement of Purchase and Sale. All measurements are representational, square footage varies according to architectural style. Plans may be reversed. For additional Legal information, please refer to Losani Homes Pronto website page.
E. & O. E. MARCH 19, 2025 4:03 PM